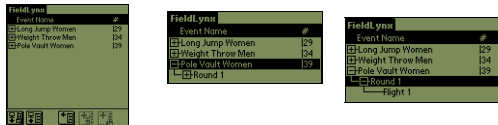
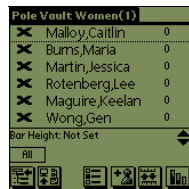


Step 1: Open the flight sheet for the jumping event

1. Press the green button on the handheld device to turn it on.
2. Tap to open FieldLynx. The main screen appears.
3. Tap next to the jumping event.
4. Tap next to the Round.
5. Tap Flight 1.



6. The flight sheet appears.



Step 2: Set up the jumping event

1. Tap to set up the throwing event.
2. Follow the instructions on the screen to:
 - Set Measure to Metric or English
 - Set the Alive group (3, 4, 5, or All)
 - Set up the Attempts

Step 3: Check in competitors

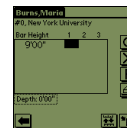
- Tap next to the competitor's name and then tap . Later, you can:
- Tap to enter a competitor's starting height.
 - Tap to suspend a competitor.
 - Tap to make a competitor up next.

After being checked in, competitors have arrows next to their names:

- Competitor is up.
- Competitor on deck.
- Competitor on hold.

Step 4: Record a competitor's performance

1. Tap on the athlete who is up next. The mark entry screen appears:



2. Record the athlete's performance. Tap:
 - if the athlete clears the height.
 - if the athlete misses the bar.
 - if the athlete chooses to pass the attempt.
 - to erase the mark and enter a new one.

(Over)

3. Tap to return to the flight sheet. Repeat for all athletes.

Step 5: Send results

Go to the flight sheet and tap .

Add or modify bar heights

Tap . Then, tap Next, Next, and then View. At Bar Heights screen, tap:

- to add a bar height to the current list.
- to delete a bar height from the list.
- to modify a bar height on the list.

Add an athlete or edit an existing athlete

Tap , enter the athlete's information, and then tap OK.

Display standings

Go to the flight sheet and tap .

Convert quickly to English or Metric

Tap .

If you are sending results to a scoreboard

Go to the mark entry or standings screen and tap .

Quick Reference

If you want to...	Tap here.
Open FieldLynx	
Open a flight	
Set up the jumping event	
Check in a competitor	, then
Suspend a competitor	, then
Make a competitor up next	, then
Enter a competitor's starting height	, then
Clear a height	
No height	
Pass an attempt	
Erase an entry	
Return to the flight sheet	
Send results	