


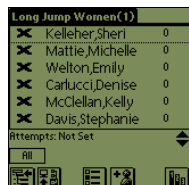


Step 1: Open the flight sheet for the jumping event


1. Press the green button on the handheld device to turn it on.
2. Tap  to open FieldLynx. The main screen appears.
3. Tap  next to the jumping event.
4. Tap  next to the Round.
5. Tap Flight 1.




6. The flight sheet appears.





Step 2: Set up the jumping event

1. Tap  to set up the horizontal jumping event.
2. Follow the instructions on the screen to:
 - Set Measure to Metric or English
 - Set up the Attempts
 - (If you are using LaserLynx) Set the distance of the laser to the far and near side of the board

Step 3: Check in competitors

Tap  next to the competitor's name and then tap . Later, you can:

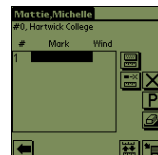
- Tap  to suspend a competitor.
- Tap  to make a competitor up next.





After being checked in, competitors have arrows next to their names:

-  Competitor is up.
-  Competitor on deck.
-  Competitor on hold.



Step 4: Enter a competitor's mark

1. Tap on the athlete who is up next. The mark entry screen appears:




2. Record the athlete's mark. Tap:
 -  and enter the values using the keyboard. Then, tap .
 -  to scratch the mark.
 -  to pass the mark.


(Over)

-  to erase the mark and enter a new one.
3. Tap under the word, "Wind" to enter the wind reading for the jump.
 4. Tap  to return to the flight sheet. Repeat for all athletes.


Step 5: Send results

Go to the flight sheet and tap .

Add an athlete or edit an existing athlete

Tap , enter the athlete's information, and then tap OK.

Display standings

If you want to see the competitors listed in order of their current standings, go to the flight sheet and tap .


Convert quickly to English or Metric

Tap .


If you are measuring with a laser

When entering an athlete's mark, tap .


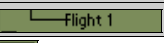














If you are connected to a wind gauge

When entering an athlete's wind reading, tap .

If you are sending results to a scoreboard

Go to the mark entry or standings screen and tap .

Quick Reference

If you want to...	Tap here.
Open FieldLynx	
Open a flight	
Set up the jumping event	
Check in a competitor	 , then 
Suspend a competitor	 , then 
Make a competitor up next	 , then 
Record a mark	 , then 
Scratch a mark	
Pass a mark	
Erase a mark	
Enter a wind reading	
Return to the flight sheet	
Send results	